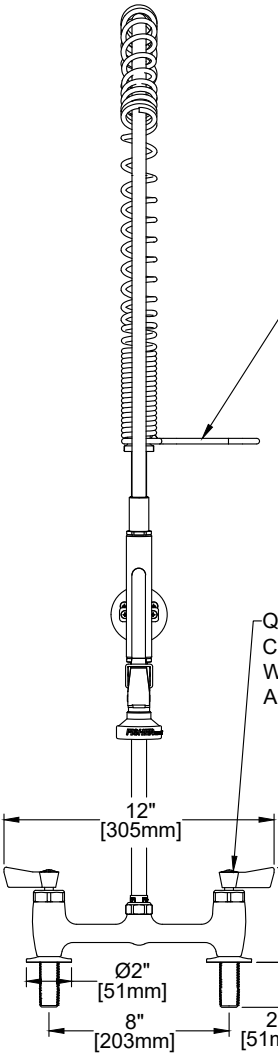
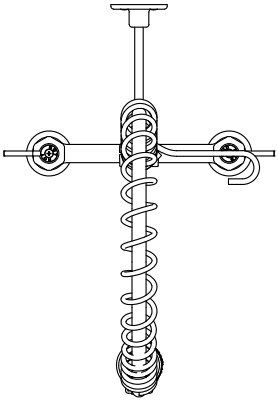
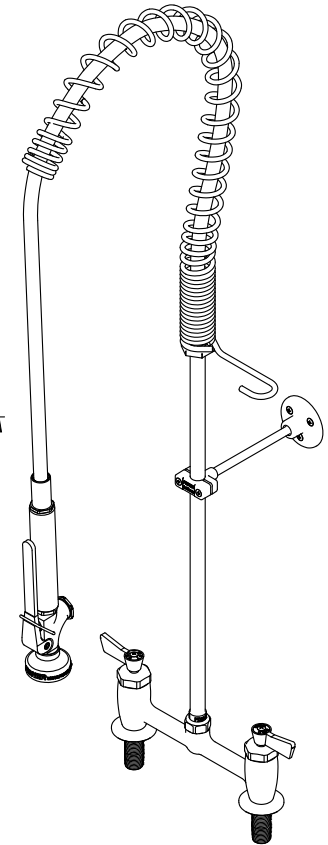


Customer/Wholesaler:	Date:	Job Name:	Model Specified:	Quantity:
Contractor:		Architect/Engineer:		



MODEL	DESCRIPTION	DIM A	DIM B	DIM C
<input type="checkbox"/> 23110	PRERINSE SPG 8DCDLH 21R INTL *INCLUDES CHEM TEE	11" [279mm]	38 1/2" [978mm]	NA
<input type="checkbox"/> 23630	PRERINSE SPG 8DCDLH 21R INTL	NA	37 1/8" [943mm]	1 13/16" [46mm]
<input type="checkbox"/> 55250	PRERINSE SPG 8DCDLH 21R INTL	9 11/16" [246mm]	37 1/8" [943mm]	NA
<input type="checkbox"/> 88850	PRERINSE SPG 8DCDLH 16R INTL	4" [102mm]	31 7/16" [799mm]	NA



36" HOSE

HOSE HOOK

\*MODEL 23110  
CHEM TEE  
3/8" NPT

PRO  
SPRAY  
VALVE

WALL  
BRACKET

QUARTER TURN  
CERAMIC DISC CARTRIDGES  
WITH CHECK STEMS  
AND COLOR CODED INDEXES

MODEL  
23630  
48" HOSE

DIM A

DIM B

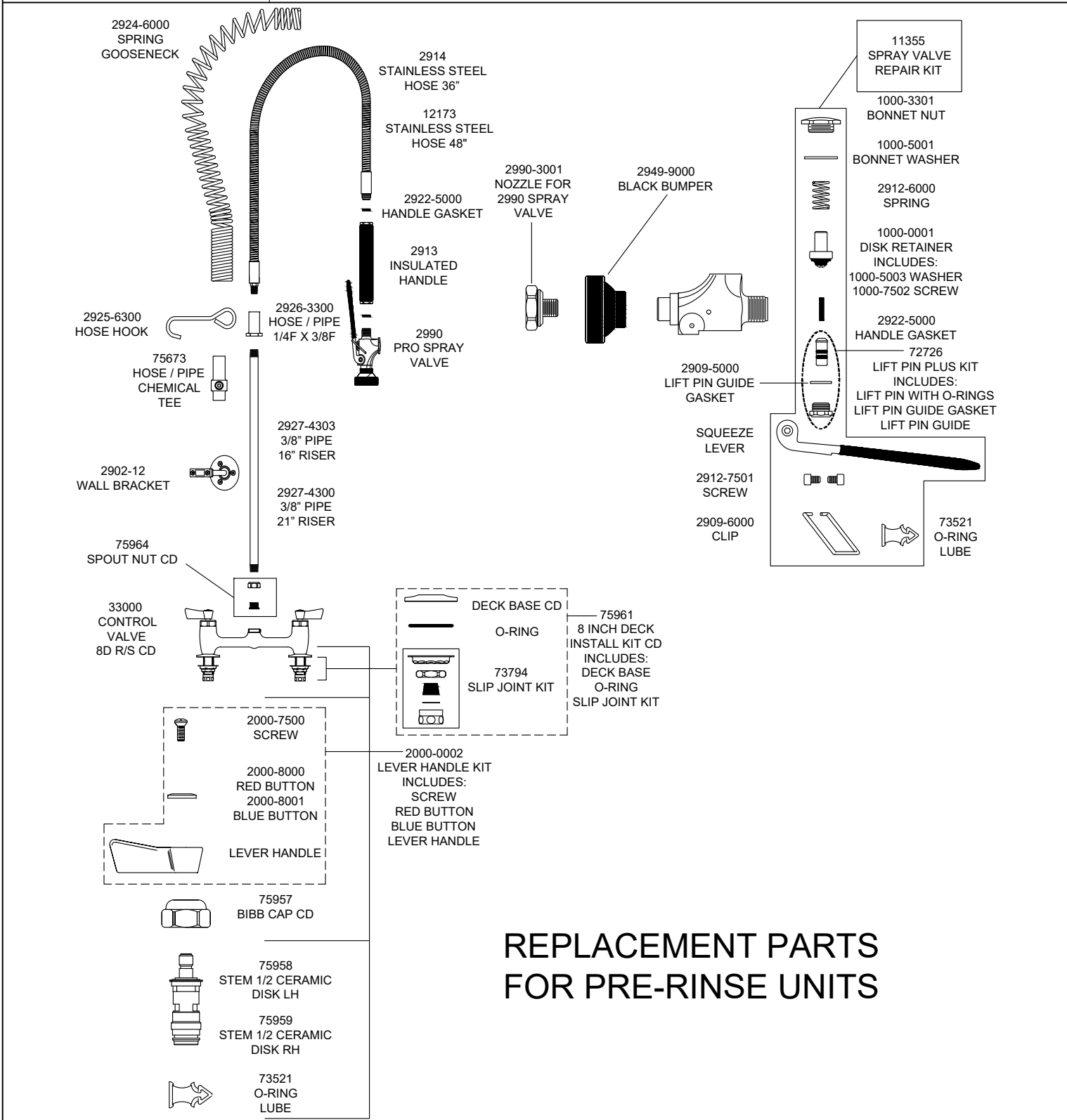
DIM C

1/2" NPT MALE INLETS

**PRODUCT SPECIFICATIONS:**  
 PRE-RINSE UNIT: 8" DECK MOUNT MIXING FAUCET, QUARTER TURN CERAMIC DISC CARTRIDGES W/CHECK STEMS, LEVER HANDLES, 36" & 48" FLEXIBLE STAINLESS STEEL HOSE, 2.65 GPM @ 80 PSI SPRAY VALVE, 12" WALL BRACKET, 1/2" NPT MALE INLETS

**PRODUCT COMPLIANCE:**  
 ASME A112.18.1 / CSA B125.1  
 NSF 61 - Section 9  
 NSF 372 (Low Lead Content)

Customer/Wholesaler:	Date:	Job Name:	Model Specified:	Quantity:
Contractor:		Architect/Engineer:		



## REPLACEMENT PARTS FOR PRE-RINSE UNITS

**PRODUCT SPECIFICATIONS:**  
 PRE-RINSE UNIT: 8" DECK MOUNT MIXING FAUCET, QUARTER TURN CERAMIC DISC CARTRIDGES W/CHECK STEMS, LEVER HANDLES, 36" & 48" FLEXIBLE STAINLESS STEEL HOSE, 2.65 GPM @ 80 PSI SPRAY VALVE, 12" WALL BRACKET, 1/2" NPT MALE INLETS

**PRODUCT COMPLIANCE:**  
 ASME A112.18.1 / CSA B125.1  
 NSF 61 - Section 9  
 NSF 372 (Low Lead Content)