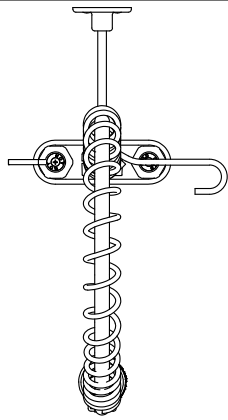
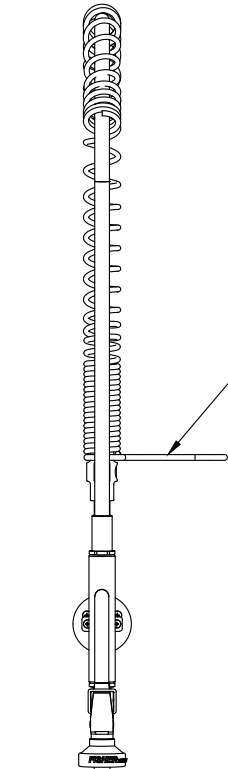
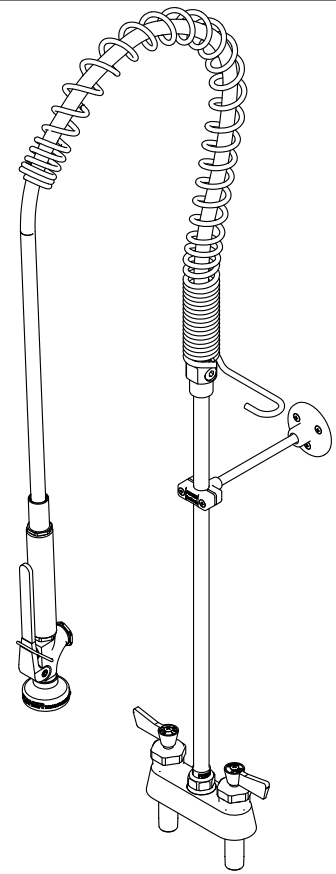


Customer/Wholesaler:	Date:	Job Name:	Model Specified:	Quantity:
Contractor:		Architect/Engineer:		



-
-

MODEL	DESCRIPTION	DIM A	DIM B
25110	PRERINSE SPG 4DCDLH 21R INTL	10 1/4" [260mm]	37 11/16" [957mm]
74590	PRERINSE SPG 4DCDLH 16R INTL	3 1/4" [83mm]	30 5/8" [778mm]



HOSE HOOK

36" HOSE

PRO
SPRAY
VALVE

CHEM TEE
3/8" NPT

DIM
B

*MODEL
74590
HOSE / PIPE
ADAPTER
W/O CHEM TEE

WALL
BRACKET

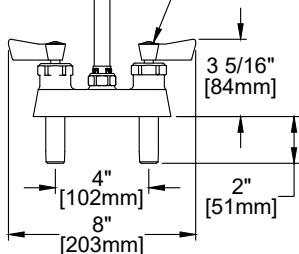
QUARTER TURN
CERAMIC DISC CARTRIDGES
WITH CHECK STEMS
AND COLOR CODED INDEXES

DIM
A

8 1/2"
[216mm]

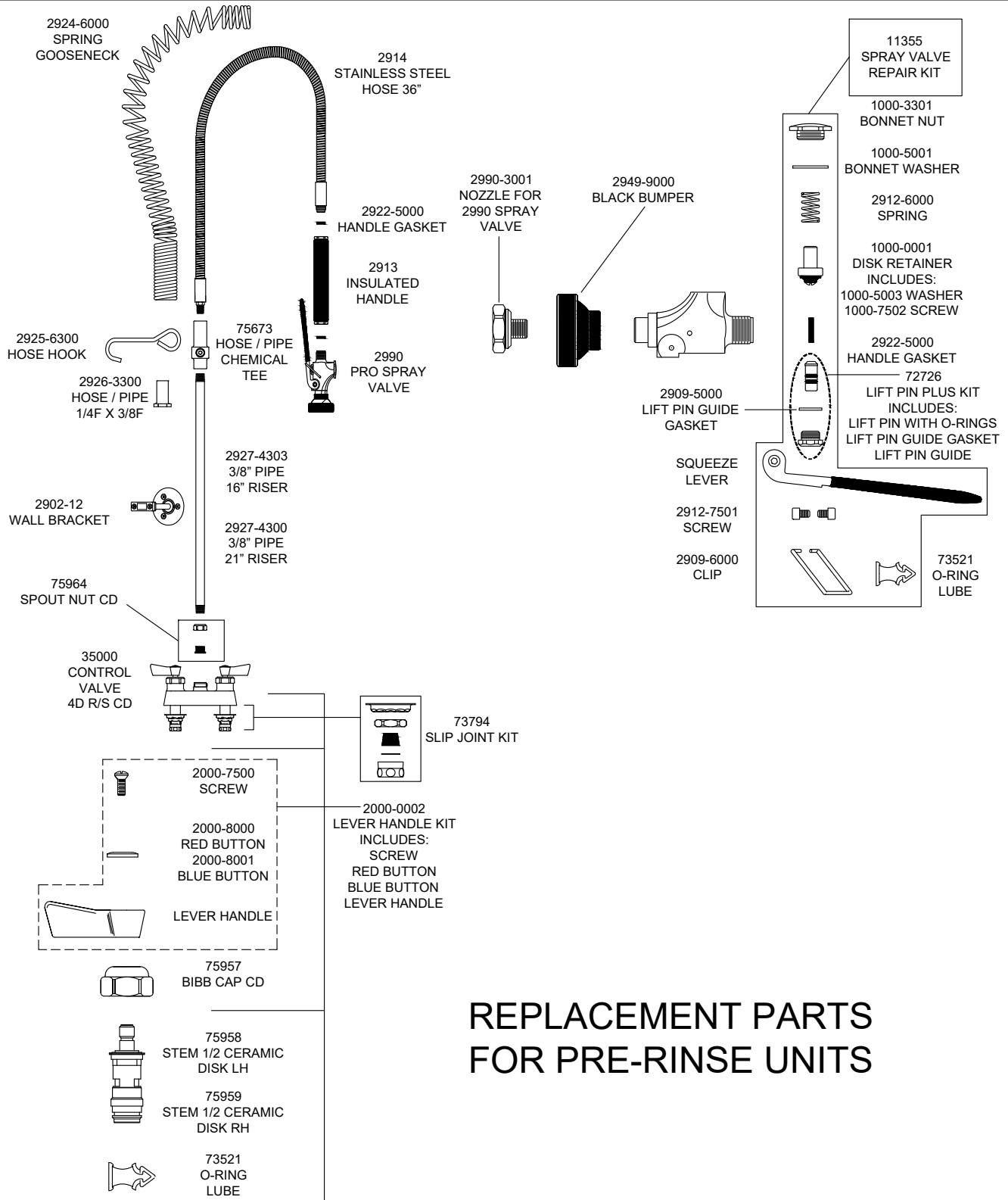
1 7/8"
[48mm]

1/2" NPT MALE INLETS



<p>PRODUCT SPECIFICATIONS: PRE-RINSE UNIT: 4" DECK MOUNT MIXING FAUCET, QUARTER TURN CERAMIC DISC CARTRIDGES W/CHECK STEMS, LEVER HANDLES, 36" FLEXIBLE STAINLESS STEEL HOSE, 2.65 GPM @ 80 PSI SPRAY VALVE, 12" WALL BRACKET, 1/2" NPT MALE INLETS</p>	<p>PRODUCT COMPLIANCE: ASME A112.18.1 / CSA B125.1 NSF 61 - Section 9 NSF 372 (Low Lead Content)</p>
--	---

Customer/Wholesaler:	Date:	Job Name:	Model Specified:	Quantity:
Contractor:		Architect/Engineer:		



REPLACEMENT PARTS FOR PRE-RINSE UNITS

PRODUCT SPECIFICATIONS:

PRE-RINSE UNIT: 4" DECK MOUNT MIXING FAUCET, QUARTER TURN CERAMIC DISC CARTRIDGES W/CHECK STEMS, LEVER HANDLES, 36" FLEXIBLE STAINLESS STEEL HOSE, 2.65 GPM @ 80 PSI SPRAY VALVE, 12" WALL BRACKET, 1/2" NPT MALE INLETS

PRODUCT COMPLIANCE:

ASME A112.18.1 / CSA B125.1
NSF 61 - Section 9
NSF 372 (Low Lead Content)