

FISHER[®]

FISHER MANUFACTURING COMPANY TOLL FREE: 800-421-6162 - FAX: 800-832-8238
customer@fisherfaucets.com - www.fisherfaucets.com

PRODUCT NAME:

FAUCET SWCDLH SGN 2.20 GPM

Customer/Wholesaler:

Date:

Job Name:

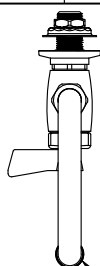
Model Specified:

Quantity:

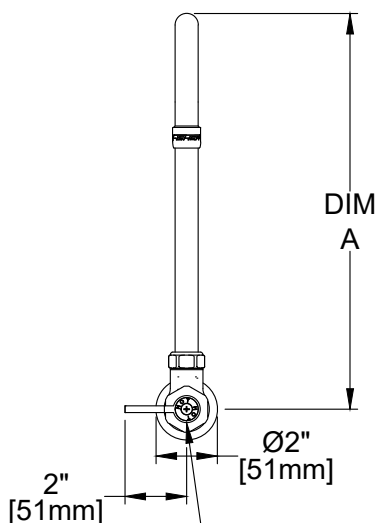
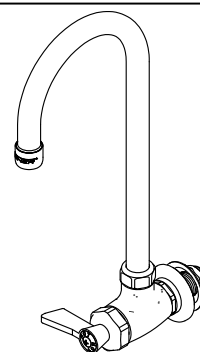
Contractor:

Architect/Engineer:

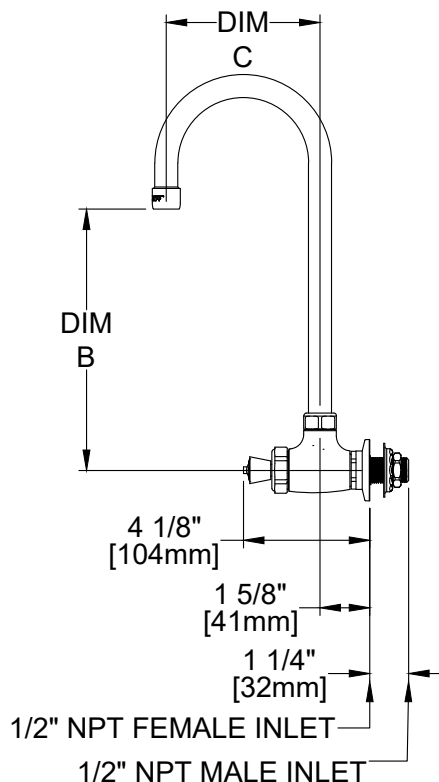
SPEC. FACB-BR-SWL



GOOSENECK SPOUT W/ 2.2 GPM
AERATOR 55/64-27F, CONVERTS
TO RIGID W/ SERRATED LOCK
WASHER, INCLUDED



QUARTER TURN CERAMIC
DISC CARTRIDGES
W/ CHECK STEM
& COLOR CODED INDEX



MODEL

DESCRIPTION

DIM
A

DIM
B

DIM
C

20460

FAUCET SDDCDLH 06SGN 2.20 GPM

8 1/8"
[206mm]

4 1/2"
[114mm]

3 1/2"
[89mm]



37150

FAUCET SDDCDLH 12SGN 2.20 GPM

12 7/8"
[327mm]

8 1/2"
[216mm]

5"
[127mm]

PRODUCT SPECIFICATIONS:

SINGLE WALL / BACKSPLASH FAUCET, QUARTER TURN CERAMIC DISC CARTRIDGE W/ CHECK STEM, LEVER HANDLE, 6" OR 12" SWIVEL OR RIGID GOOSENECK SPOUT W/ 2.2 GPM AERATOR, 1/2" NPT FEMALE INLET, 1/2" NPT MALE NIPPLE INCLUDED

PRODUCT COMPLIANCE:

ASME A112.18.1 / CSA B125.1
NSF 61 - Section 9
NSF 372 (Low Lead Content)

Drawn: LC

Checked: EM

Approved: LC

Date: 05/14/24

Sheet: 1 of 2

FISHER[®]

FISHER MANUFACTURING COMPANY TOLL FREE: 800-421-6162 - FAX: 800-832-8238
customer@fisherfaucets.com - www.fisherfaucets.com

PRODUCT NAME:

FAUCET SWCDLH SGN 2.20 GPM

Customer/Wholesaler:

Date:

Job Name:

Model Specified:

Quantity:

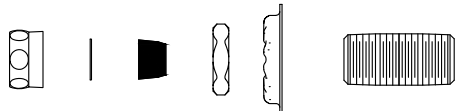
Contractor:

Architect/Engineer:

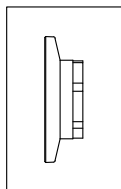
SPEC. FACB-BR-SWL

REPLACEMENT PARTS

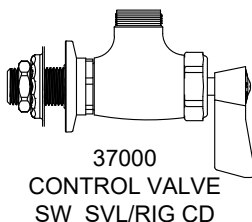
2200-0000
CLOSE NIPPLE KIT
1/2" NPT MALE NIPPLE
W/ 1/2" SLIP JOINT



3200-2306
1/2" ESCUTCHEON



73544
SERRATED
LOCK WASHER

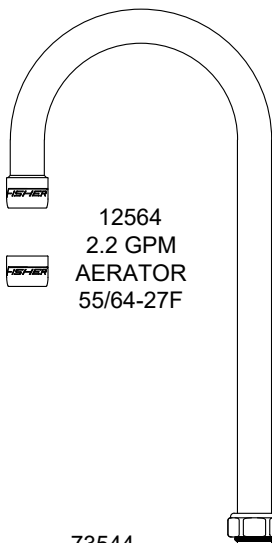


37000
CONTROL VALVE
SW SVL/RIG CD

12564
2.2 GPM
AERATOR
55/64-27F



3968
6" GOOSENECK
SPOUT 2.2 GPM
W/ LOCK WASHER



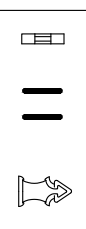
3965
12" GOOSENECK
SPOUT 2.2 GPM
W/ LOCK WASHER



75964
SPOUT NUT CD
20020
SNAP RING
1600-5000
SPOUT O-RING
(2 REQD)
73521
O-RING LUBE

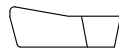


19119
O-RING
SPOUT
KIT



2000-7500
SCREW
2000-8000
RED BUTTON
2000-8001
BLUE BUTTON

LEVER
HANDLE



2000-0002
LEVER HANDLE
KIT
INCLUDES:
SCREW
RED BUTTON
BLUE BUTTON
LEVER HANDLE

75957
BIBB CAP CD



75959
STEM 1/2 CERAMIC
DISC RH



73521
O-RING LUBE



PRODUCT SPECIFICATIONS:

SINGLE WALL / BACKSPLASH FAUCET, QUARTER TURN CERAMIC DISC CARTRIDGE W/ CHECK STEM, LEVER HANDLE, 6" OR 12" SWIVEL OR RIGID GOOSENECK SPOUT W/ 2.2 GPM AERATOR, 1/2" NPT FEMALE INLET, 1/2" NPT MALE NIPPLE INCLUDED

PRODUCT COMPLIANCE:

ASME A112.18.1 / CSA B125.1
NSF 61 - Section 9
NSF 372 (Low Lead Content)

Drawn: LC

Checked: EM

Approved: LC

Date: 05/14/24

Sheet: 2 of 2