

FISHER[®]

FISHER MANUFACTURING COMPANY TOLL FREE: 800-421-6162 - FAX: 800-832-8238
customer@fisherfaucets.com - www.fisherfaucets.com

PRODUCT NAME:

CONTROL VALVE SDDLH R/S CD

Customer/Wholesaler:

Date:

Job Name:

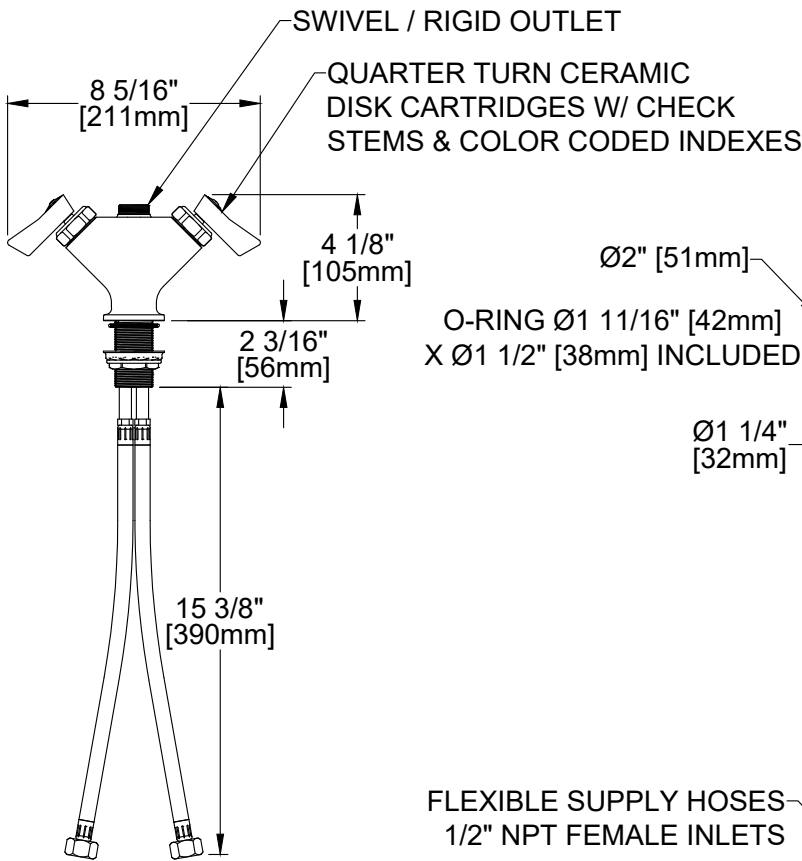
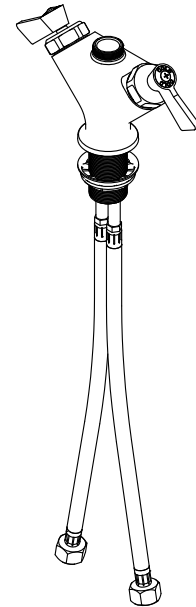
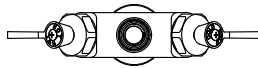
Model Specified: 13060

Quantity:

Contractor:

Architect/Engineer:

SPEC. CV/CB-SO-SDDL



PRODUCT SPECIFICATIONS: DUAL DECK CONTROL VALVE, SWIVEL / RIGID OUTLET, QUARTER TURN CERAMIC DISK CARTRIDGES W/ CHECK STEMS, LEVER HANDLES, 1/2" NPT FEMALE INLETS

PRODUCT COMPLIANCE:
ASME A112.18.1 / CSA B125.1
NSF 61 - Section 9
NSF 372 (Low Lead Content)

Drawn: LC

Checked: EM

Approved: LC

Date: 08/22/24

Sheet: 1 of 2



FISHER MANUFACTURING COMPANY TOLL FREE: 800-421-6162 - FAX: 800-832-8238
customer@fisherfaucets.com - www.fisherfaucets.com

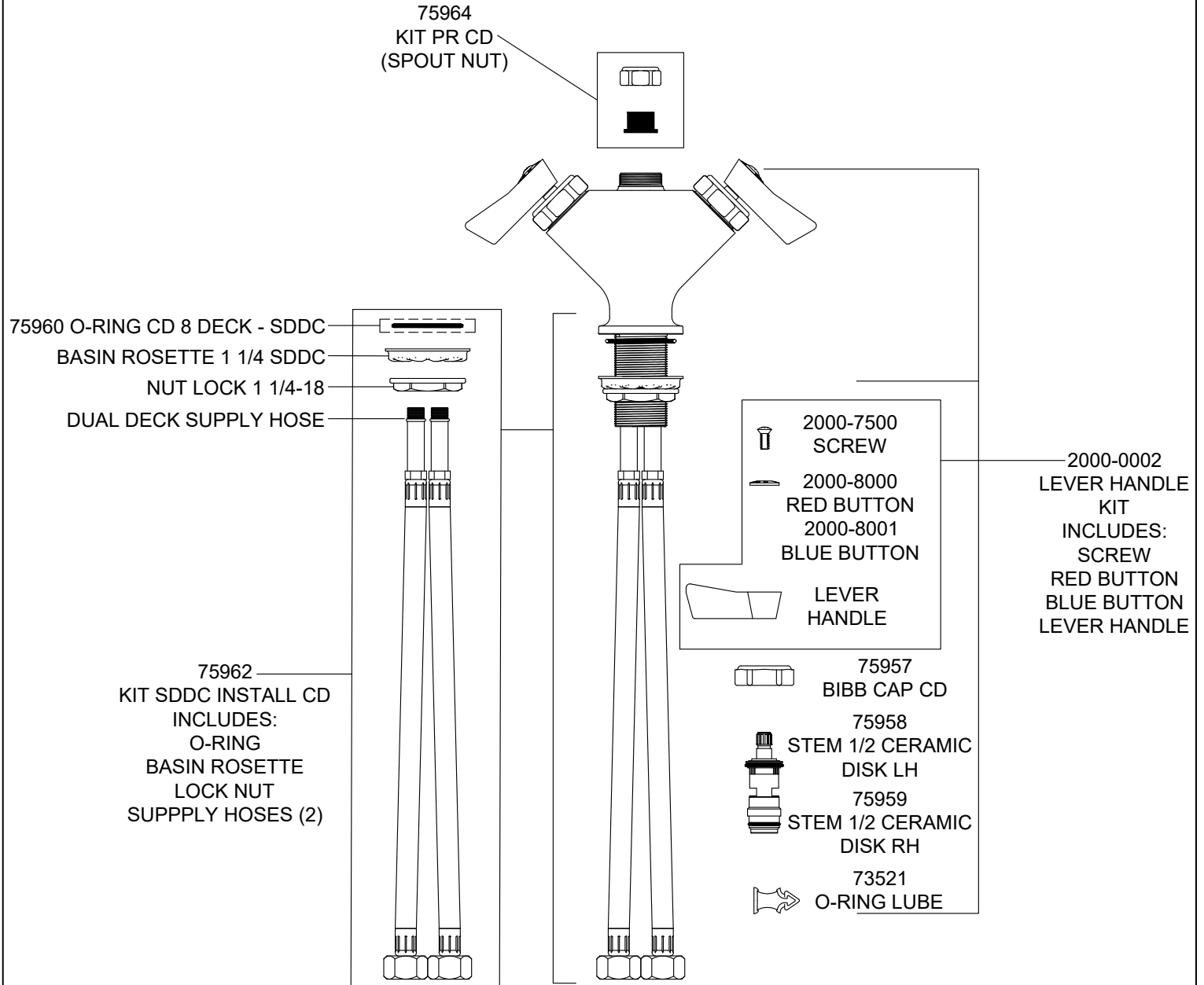
PRODUCT NAME:

CONTROL VALVE SDDLH R/S CD

SPEC. CV/CB-SO-SDDL

Customer/Wholesaler:	Date:	Job Name:	Model Specified: 13060	Quantity:
Contractor:		Architect/Engineer:		

REPLACEMENT PARTS



PRODUCT SPECIFICATIONS: DUAL DECK CONTROL VALVE, SWIVEL / RIGID OUTLET, QUARTER TURN CERAMIC DISK CARTRIDGES W/ CHECK STEMS, LEVER HANDLES, 1/2" NPT FEMALE INLETS

PRODUCT COMPLIANCE:
ASME A112.18.1 / CSA B125.1
NSF 61 - Section 9
NSF 372 (Low Lead Content)