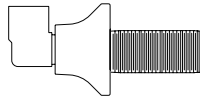
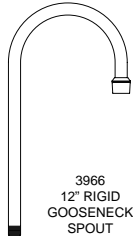


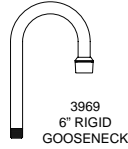
# Replacement Parts for Single Backsplash Faucets



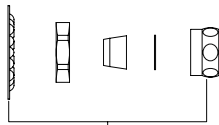
3900-0002  
CONTROL VALVE  
RIGID



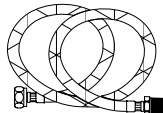
3966  
12" RIGID  
GOOSENECK  
SPOUT



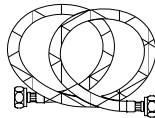
3969  
6" RIGID  
GOOSENECK  
SPOUT



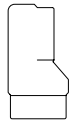
1000-8002  
SLIP JOINT  
KIT



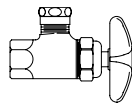
10049 (24")  
10006 (36")  
SUPPLY LINE  
1/2" M X 1/2" F



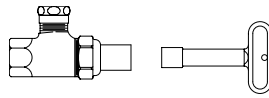
10014 (24")  
10022 (36")  
SUPPLY LINE  
1/2" F X 1/2" F



2400-2103  
ELBOWS



1790-1  
ANGLE STOP  
W/ CROSS  
HANDLE



1792  
ANGLE STOP  
WITH KEY



## Single Backsplash Faucet Product Installation Guide

Since 1936, Fisher Manufacturing Company has manufactured heavy-duty, high quality plumbing products and hardware specialties for the food service industry. For three generations, the Fisher family has adhered to a strict dedication of and overall value. When you install Fisher products... you install the best. Our hardware is manufactured with the standardization of internal mechanisms. All chrome plating is triple plated copper, nickel and chrome for durability. Every piece of equipment we make is rigorously tested in both our modern in-house testing center and in actual field situations under extreme conditions. Every detail is thoroughly checked. Before we make our products available to you, they pass each and every test. You get proven performance. Guaranteed.

### Limited One Year Warranty

Fisher Manufacturing Company warrants its products and parts thereof (except as noted below) against defects in materials or workmanship for a period of one year after the date of original purchase. During this period Fisher Manufacturing Company will replace a defective product or part without charge to you, provided that the entire product is delivered to Fisher Manufacturing Company. All transportation and insurance charges for shipping the product to and from Fisher Manufacturing Company must be borne by you. Charges for transportation and insurance may, at the option of Fisher Manufacturing Company, be refunded depending upon our investigation of the warranty claim. This warranty does not cover external finish (except at date of original purchase) or labor costs not specifically authorized by Fisher Manufacturing Company.

A full and complete copy of our One Year limited warranty is available upon request.



**#3916** - Single Backsplash Base with 12" Rigid Gooseneck Spout

**#9131** - Single Backsplash Base with 6" Rigid Gooseneck Spout

KEEP THIS MANUAL FOR FUTURE REFERENCE



ANSI/A112.18.1M, ANSI/NSF 61.9

FISHER MANUFACTURING COMPANY • TOLL FREE: 800-421-6162 FAX: 800-832-8238

**FISHER**  
MANUFACTURING COMPANY  
PO BOX 60, TULARE, CA 93275  
(800)421-6162, FAX: (800)832-8238  
www.fisher-mfg.com

# Installation Instructions for Single Backsplash Faucets

BE SURE TO CHECK WITH YOUR LOCAL DEPARTMENT HAVING JURISDICTION REGARDING BACKFLOW PREVENTION

## Installation Notes:

- Be sure to shut off water supply before beginning.
- Use pipe thread sealant such as PST on all threaded joints.
- Check the packaging for missing items BEFORE beginning installation. If items are missing, contact your supplier.

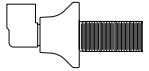
## Tools Required for Installation

- Medium Sized Crescent Wrench
- Pipe Thread Sealant



## Package Contents

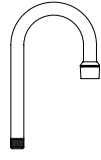
The box should contain the following:



Rigid Base  
Qty: 1



1000-8002  
Slip Joint Kit  
Qty: 1



Rigid Gooseneck Spout  
Length determined by model  
Qty: 1

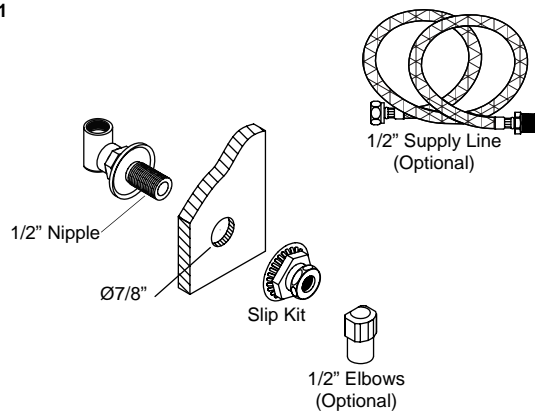


10456  
Lube

## Installation Instructions

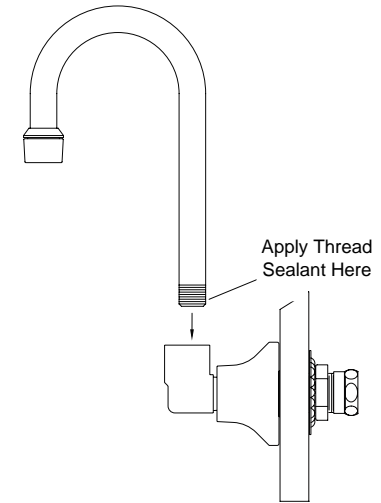
1. Mount base body through a backsplash, tighten with slip kit.
2. Apply thread sealant to male threads on rigid spout and insert into the base.  
Tighten until secure.
3. Turn on water supply and check for leaks.

### Step 1



# Installation Instructions Continued

### Step 2



### Step 3

